



## WHY DUCT TYPE TOYOTOMI?

Professional air conditioning solutions, high-efficiency, and reliable air conditioning units of low consumption.



All DC Inverter



Anti-Corrosion Protection "Blue Fins"



Connection with BMS



Door Card Control



Fresh air



R32 Refrigerant

<b>MODEL</b>	<b>DCT12IUIVR32-CP/OU121INVR32</b>
<b>EAN BAR CODE INDOOR UNIT</b>	4963505028633
<b>EAN BAR CODE OUTDOOR UNIT</b>	4963505028596
<b>COUNTRY OF ORIGIN</b>	CHINA

CODE	DESCRIPTION
20.22DCT12IUIVR32	DCT12IUIVR32 TOYOTOMI DUCTABLE INVERTER INDOOR UNIT
20.22OU121INVR32	OU121INVR32 LC INVERTER OUTDOOR UNIT R32 TOYOTOMI

**ENERG**  
енергия - ενεργεια

Model OU121INVR32  
DCT12IUIVR32

**SEER**

A<sup>+++</sup> A<sup>++</sup> A<sup>+</sup> A A<sup>-</sup> B C D

kw 3,5  
SEER 6,5  
kWh/annum 189

**SCOP**

A<sup>+++</sup> A<sup>++</sup> A<sup>+</sup> A A<sup>-</sup> B C D

kw X 3,0 X  
SCOP X 4,0 X  
kWh/annum X 1050 X

56dB

56dB

ENNERGIA - ΕΝΕΡΓΙΑ - ENERPEIA - ENERGIJA - ENERGY - ENERGIE - ENERGI  
626/2011

622997842






























MODEL		DCT12IUIVR32-CP/OU121INVR32	
Old Model		DCT35IUIVR32 / OU351INVR32	
<b>CAPACITY Pdesign</b>			
Pdesignc Cooling		kW	3,50
Pdesignh Heating (average zone)		kW	3,00
<b>COOLING / HEATING CAPACITY</b>			
Cooling*	Capacity	Btu/h	11.900
		kW	3,50
	Range	Btu/h	3.071-13.648
		kW	0,90-4,00
EER		3,40	
Heating*	Capacity	Btu/h	13.600
		kW	4,00
	Range	Btu/h	3.071-15.354
		kW	0,90-4,50
COP		4,00	
<b>SEASONAL EFFICIENCY</b>			
Cooling	SEER	6,50	
	Energy Class	A++	
Heating	SCOP (average zone)	4,00	
	Energy Class (average zone)	A+	
<b>ELECTRICAL DATA</b>			
Phase-Voltage-Frequency		1 / 220-240 / 50-60	
Cooling	Annual Electricity Consumption (Q <sub>ce</sub> )	kWh/a	189
	Maximum Input Power	kW	1,03
	Maximum Input Current	A	4,90
Heating	Annual Electricity Consumption (Q <sub>ce</sub> )	kWh/a	1.050
	Maximum Input Power	kW	1,00
	Maximum Input Current	A	4,80
<b>AIR FLOW / SOUND POWER-PRESSURE</b>			
Humidity Removal		L/h	1,00
Air Flow Indoor Unit (L/M/H/SH)		m <sup>3</sup>	400/500/550/600
External Static Pressure		Pa	25 (0-80)
Sound Power Indoor Unit (Hi)		dB(A)	56
Sound Pressure Indoor Unit (L/M/H)		dB(A)	30/32/33/35
Sound Power Outdoor Unit (Hi)		dB(A)	56
Sound Pressure Outdoor unit (Hi)		dB(A)	48
<b>DIMENSIONS &amp; WEIGHT</b>			
Indoor Unit	Unit Dimensions (W*H*D)	mm	700x200x450
	Package Dimensions (W*H*D)	mm	1008x275x568
	Net/Gross Weight	Kg	18/22
Outdoor Unit	Unit Dimensions (W*H*D)	mm	675x553x285
	Package Dimensions (W*H*D)	mm	794x605x376
	Net/Gross Weight	Kg	24,5/27
	Outdoor Unit	Metallic	
<b>INSTALLATION DATA</b>			
Refrigerant piping	Liquid	mm (inch)	6,35 (1/4")
	Gas	mm (inch)	9,53 (3/8")
	Maximum length without adding refrigerant	m	7
	Maximum length with additional refrigerant	m	30
	Maximum height distance between indoor - outdoor unit	m	15
	Refrigerant Charge R32	g	570
Additional Refrigerant Charge	g/m	16	
<b>ELECTRICAL CONNECTIONS</b>			
Suggested electrical connections	Power Cable Outdoor Unit	mm <sup>2</sup>	3 X 2.5
	Indoor - Outdoor Communication Cable	mm <sup>2</sup>	4 X 1.5

**General Characteristics**

All DC Inverter	YES		
Operation Range	Cooling	°C	-20~52
	Heating	°C	-20~24
Refrigerant	R32		
Wireless Controller	TXE7A-24H		

**Features**

Dual-way air return	YES
Condensation Water Pump	1m
Connection Availability	4 Units with 1 Wiring Controller
Compressor	TWIN ROTARY
Anti-corrosion protection	BLUE FINS
DC Inverter Operation	YES
8°C Heating Operation	YES
Self-Diagnosis system	YES
Intelligent Defrost	YES
Sleep Operation	YES
Schedule Timer Operation	YES
Electronic board anti corrosion protection	YES
Quiet Operation	YES
Auto Restart	YES
Wide Electrical Operation Range	YES
Self-Clean (56°C) Operation	YES
Wireless Controller	OPTIONAL - TYAP1F7
Low Power Consumption at Standby	YES
I-Sense Operation	OPTIONAL
History alarm	YES
Turbo Operation	YES
Smooth Start	YES
Lock Function	YES
Pre-Heating Operation	YES
Filter Reminder	YES
Dry Contact Control	OPTIONAL
Wi-Fi	OPTIONAL
Modbus RTU Interface	OPTIONAL
BACnet Interface	OPTIONAL
Door Card Control Function	OPTIONAL
Hotel Menu Function	OPTIONAL
Plasma Ionizer	OPTIONAL
Wiring Controller	YES
Fresh Air	OPTIONAL

-  All DC Inverter
-  R32 Refrigerant
-  High Efficiency Twin Rotary Compressor
-  Anti-Corrosion Protection "Blue Fins"
-  8°C Heating Function
-  Self-diagnosis System
-  Intelligent "Defrost"
-  "Sleep" Function
-  "Timer" Function
-  Electronic board anti corrosion protection
-  "Quiet" Function
-  "Auto Restart" Function
-  Wide Operation Range
-  Self-Clean/Sterilization Function 56°C
-  Remote Controller
-  "I SENSE" Function
-  "TURBO" Function
-  "SMOOTH START" Function
-  "LOCK" Function
-  "SP" Intelligent Preheating Function
-  Dry Contact control
-  Wi-Fi Ready
-  MODBUS RTU (optional)
-  BACnet (optional)
-  Door Card Control (optional)
-  Hotel Menu Remote Controller (optional)
-  Ionizer (optional)
-  Fresh-air Function (optional)
-  Connection with Wired Controller (optional)