



## WHY CASSETTE TYPE TOYOTOMI?

Professional air conditioning solutions, high-efficiency, and reliable air conditioning units of low consumption.



All DC Inverter



Anti-Corrosion Protection "Blue Fins"



Connection with BMS



Door Card Control



Eight-way flow



Fresh air

MODEL	CCT48IUINVR32-CP/OU483INVR32
EAN BAR CODE INDOOR UNIT	4963505028909
EAN BAR CODE PANEL	4963505028916
EAN BAR CODE OUTDOOR UNIT	4963505028930
COUNTRY OF ORIGIN	CHINA

CODE	DESCRIPTION
20.22CCT48IUINVR32	CCT48IUINVR32-CP LC CASSETTE INVERTER INDOOR UNIT TOYOTOMI
20.22CCT48IUINVR32-P	CCT48IUINVR32-CP LC CASSETTE INVERTER INDOOR UNIT TOYOTOMI PANEL
20.22OU483INVR32	OU483INVR32 LC INVERTER OUTDOOR UNIT R32 TOYOTOMI

MODEL		CCT48IUINVR32-CP/OU483INVR32	
Old Model		CCT140IUINVR32 / OU1403INVR32	
<b>CAPACITY Pdesign</b>			
Pdesignc Cooling		kW	13,40
Pdesignh Heating (average zone)		kW	15,50
<b>COOLING / HEATING CAPACITY</b>			
Cooling*	Capacity	Btu/h	45.700
		kW	13,40
	EER		2,91
Heating*	Capacity	Btu/h	52.900
		kW	15,50
	COP		3,30
<b>ELECTRICAL DATA</b>			
Phase-Voltage-Frequency		3 / 380-415 / 50-60	
Cooling	Maximum Input Power	kW	4,60
	Maximum Input Current	A	7,00
Heating	Maximum Input Power	kW	4,70
	Maximum Input Current	A	7,10
<b>AIR FLOW / SOUND POWER-PRESSURE</b>			
Air Flow Indoor Unit (L/M/H/SH)		m <sup>3</sup>	1400/1600/1800/2000
Sound Power Indoor Unit (Hi)		dB(A)	64
Sound Pressure Indoor Unit (L/M/H)		dB(A)	41/45/48/50
Sound Power Outdoor Unit (Hi)		dB(A)	72
Sound Pressure Outdoor unit (Hi)		dB(A)	59
<b>DIMENSIONS &amp; WEIGHT</b>			
Indoor Unit	Unit Dimensions (W*H*D)	mm	840X290X840
	Package Dimensions (W*H*D)	mm	933X335X903
	Net/Gross Weight	Kg	25/32
Panel	Unit Dimensions (W*H*D)	mm	950x52x950
	Package Dimensions (W*H*D)	mm	1033x110x1020
	Net/Gross Weight	Kg	6/9,5
Outdoor Unit	Unit Dimensions (W*H*D)	mm	940X820X370
	Package Dimensions (W*H*D)	mm	1093X497X885
	Net/Gross Weight	Kg	81/88
	Outdoor Unit		Metallic
<b>INSTALLATION DATA</b>			
Refrigerant piping	Liquid	mm (inch)	9,53 (3/8")
	Gas	mm (inch)	15,88 (5/8")
	Maximum length without adding refrigerant	m	9,5
	Maximum length with additional refrigerant	m	75
	Maximum height distance between indoor - outdoor unit	m	30
	Refrigerant Charge R32	g	2800
	Additional Refrigerant Charge	g/m	35
<b>ELECTRICAL CONNECTIONS</b>			
Suggested electrical connections	Power Cable Outdoor Unit	mm <sup>2</sup>	5 x 2.5
	Indoor - Outdoor Communication Cable	mm <sup>2</sup>	4 x 1.5



































**General Characteristics**

All DC Inverter			YES
Operation Range	Cooling	°C	-20~52
	Heating	°C	-20~24
Refrigerant			R32
Wireless Controller			TYAP1F7

**Features**

Condensation Water Pump	1m
Air Flow	Eight-Way Flow
Connection Availability	4 Units with 1 Wiring Controller
Compressor	TWIN ROTARY
Anti-corrosion protection	BLUE FINES
DC Inverter Operation	YES
8oC Heating Operation	YES
Self-Diagnosis system	YES
Intelligent Defrost	YES
Sleep Operation	YES
Schedule Timer Operation	YES
Electronic board anti corrosion protection	YES
Quiet Operation	YES
Auto Restart	YES
Wide Electrical Operation Range	YES
Self-Clean (56oC) Operation	YES
Wireless Controller	YES - TYAP1F7
Low Power Consumption at Standby	YES
I-Sense Operation	YES
History alarm	OPTIONAL
Turbo Operation	YES
Louver Memory Position	YES
Smart Start	YES
Lock Function	YES
Pre-Heating Operation	YES
Fully Closed Louvers IDU	YES
Filter Reminder	With Wiring Controller
Dry Contact Control	OPTIONAL
WI-FI	OPTIONAL
Modbus RTU Interface	OPTIONAL
BACnet Interface	OPTIONAL
Door Card Control Function	OPTIONAL
Hotel Menu Function	OPTIONAL
Plasma Ionizer	OPTIONAL
Fresh-air intake	OPTIONAL
Wiring Controller	OPTIONAL - TXE7A-24H

-  All DC Inverter
-  R32 Refrigerant
-  Eight-way flow
-  High Efficiency Twin Rotary Compressor
-  Anti-Corrosion Protection "Blue Fins"
-  8°C Heating Function
-  Self-diagnosis System
-  Intelligent "Defrost"
-  "Sleep" Function
-  "Timer" Function
-  Electronic board anti corrosion protection
-  "Quiet" Function
-  "Auto Restart" Function
-  Wide Operation Range
-  Self-Clean/Sterilization Function 56°C
-  Remote Controller
-  "I SENSE" Function
-  "TURBO" Function
-  Louver Memory Position
-  "SMOOTH START" Function
-  "LOCK" Function
-  "SP" Intelligent Preheating Function
-  Fully Closed Louvers IDU
-  Dry Contact Control
-  Wi-Fi Ready
-  Modbus RTU (optional)
-  BACnet (optional)
-  Door Card Control (optional)
-  Hotel Menu Remote Controller (optional)
-  Ionizer (optional)
-  Fresh air (optional)
-  Connection with Wired Controller (optional)